



**PREMIER BUILDING
PRODUCTS Ltd**

PBP SITE GUIDE - BRICK ARCHES - CONCRETE

GUIDE

2021

PREMIERBUILDINGPRODUCTS.CO.UK

+44 (0)1428 654781

enquiries@pbp.uk.com

1. Your arches will arrive on site shrink wrapped and strapped on a pallet. Concrete arches are structural so care should be taken when off-loading. Once unwrapped, pointing can be completed. Every arch will be labelled with the plot number as shown in the image below. Trolleys or roller tables allow a single worker to manoeuvre on a full size panel, avoid damage to edges & corners were possible.



Fixing Instructions.


Premier Building Products Ltd
The Gate House
Fernhurst Business Park
Fernhurst
Surrey, GU27 3HB

Notes:-

Fixing Instructions to be read in conjunction with your approved drawings. All drawings are issued for comment and approval and responsibility remains with the customer to check and approve all information, fixings and dimensions.



2. Before lifting your arch ensure the brickwork is ready. Using a fork-lift truck or similar, place the arch into the opening with the protruding metal bracket bearing onto the brickwork between courses. **N.B. Avoid broken bond or cutting bricks.**



Arch is black and white to illustrate how it would sit between the brickwork.

Fixing Instructions.

Fab-Lite Building Solutions Ltd
Skelmanthorpe Business Park
Saville Road
Skelmanthorpe
Huddersfield
HD8 9ED

Notes:-


Fixing Instructions to be read in conjunction with your approved drawings. All drawings are issued for comment and approval and responsibility remains with the customer to check and approve all information, fixings and dimensions.

Tel: 01484 865 572
Fax: 01484 868 834
Email: sales@fab-lite.co.uk
Web: www.fab-lite.co.uk

fab-Lite
BUILDING SOLUTIONS LTD

APPROVED
CGFMA
CONSTRUCTION GLASS FIBRE
MANUFACTURERS ASSOCIATION

3. After the arch is lifted into place with the brackets sitting on top of the brick. You will be able to remove any support (fork lift) holding it into place. Point over the bracket and continue to build your brickwork up.



Fixing Instructions.

Fab-Lite Building Solutions Ltd
Skelmanthorpe Business Park
Saville Road
Skelmanthorpe
Huddersfield
HD8 9ED

Notes:-

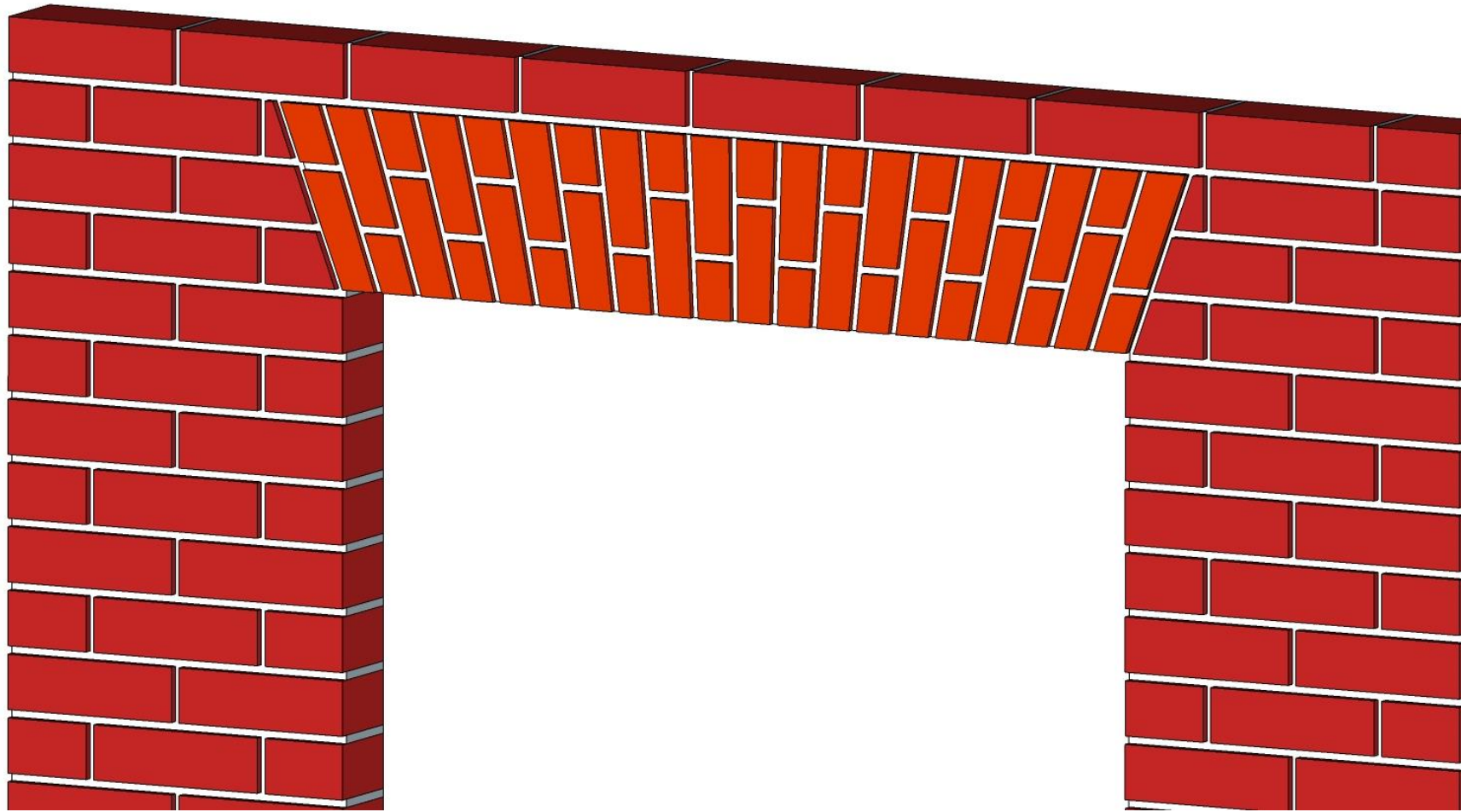
Fixing Instructions to be read in conjunction with your approved drawings. All drawings are issued for comment and approval and responsibility remains with the customer to check and approve all information, fixings and dimensions.

Tel: 01484 865 572
Fax: 01484 868 834
Email: sales@fab-lite.co.uk
Web: www.fab-lite.co.uk

fab-Lite
BUILDING SOLUTIONS LTD



4. Concrete arches are load bearing and act as the lintel. Once the arch is installed you can continue to brick up the building as normal.



Fixing Instructions.

Fab-Lite Building Solutions Ltd
Skelmanthorpe Business Park
Saville Road
Skelmanthorpe
Huddersfield
HD8 9ED

Notes:-

Fixing Instructions to be read in conjunction with your approved drawings. All drawings are issued for comment and approval and responsibility remains with the customer to check and approve all information, fixings and dimensions.

Tel: 01484 865 572
Fax: 01484 868 834
Email: sales@fab-lite.co.uk
Web: www.fab-lite.co.uk

fab-Lite
BUILDING SOLUTIONS LTD

APPROVED
CGFMA
CONSTRUCTION GLASS FIBRE
MANUFACTURERS ASSOCIATION